

# **REMAL PUBLIC SCHOOL**

## **SESSION-2022-23**




**School Reopening date - 04.07.2022**


**Project submission date - 08-07-2022**

**SUMMER HOLIDAY HOMEWORK**

**THEME:- AZADI KA AMRIT MAHOTSAV**



स्वदेश से अनुराग हो,  
सबका सहयोग-साथ हो,  
सब मिलकर आगे बढ़ें,  
एक यही विश्वास हो।



Azadi Ka Amrit Mahotsav is an initiative of the Government of India to celebrate and commemorate 75 years of independence and the glorious history of it's people, culture and achievements.

This Mahotsav is dedicated to the people of India who have not only been instrumental in

bringing India thus far in its evolutionary journey but also hold within them the power and

potential to enable Prime Minister Narendra Modi's vision of activating India 2.0, fuelled by the spirit of Aatamnirbhar Bharat.

The Prime Minister, Shri Narendra Modi inaugurated the 'Azadi Ka Amrit Mahotsav' by flagging off 'Dandi March' from Sabarmati Ashram, Ahmedabad on 12th March, 2021. The celebrations started 75 weeks before our 75th anniversary of Independence and will end on 15<sup>th</sup> August 2023.

**Dear Parents,**

**'Exciting time is here again! It's time for Summer Vacation and fun filled activities'. Children are reservoirs of potential which needs to be tapped and channelized in diverse ways. We at Remal feel that it is very important to fire their imagination and foster an outlook that helps them explore, discover and rediscover. Children should be encouraged to develop intellectually and physically. Summer Vacation is the best and fruitful time for learning and for nurturing creativity. It is the time when you can connect with your child in many ways.**

**The Holidays' Homework designed would not only enhance achievements of your children but also help to enhance family relationships. It would teach your child to work independently and would improve their basic academic skills, such as reading, writing, and spellings and would help them develop personal skills and time management.**

**The homework should be done on A-4 size sheet of the following colours.**

- **EVS/Science - Yellow**
- **Mathematics - Blue**
- **Hindi - Pink**
- **English - Light Purple**
- **Social Science - Green**

**The interdisciplinary project should have:**

- **Creative cover page indicating the name of child and topic**
- **Index**
- **Acknowledgement**
- **Certificate**
- **Project content with photographs or pictures**
- **The source of data**

**HEY KIDS! HAVE A HAPPY, HAPPENING BREAK!!**

## MANNERS:

### At home:

- Help to keep the house clean especially the areas you use.
- Clear the toys, books or crafts that remain after you have finished.
- Honesty is the best policy. Tell the truth at all times.
- Be polite & responsible.
- Share the T.V time. Do not sit too close while watching T.V.
- Be fair with your friends, brothers and sisters.




### At the dining table:



- Take small helpings and refill, clean your plate up.
- Take small bites; eat neatly, slowly with your mouth closed.
- Help to clear the table and clean up.

### In the Park:

- Littering makes the park untidy.
- Destroying the plants or plucking the flowers will spoil the beauty. Wait for your turn on swing and slides.



### On the telephone:



- If there are no elders around, don't let the phone ring long, answer it.
- Talk softly when someone is speaking on the phone and don't interrupt.

### Hygiene:

- Brush your teeth twice a day.
- Combing hair regularly
- Bathing everyday
- Washing hands before and after meals.
- Trimming the nails and keeping them clean
- Make friends having good habits that respect their elders and use good language.



### Other Guidelines:

- Visit historical sites in and around Delhi, take them on a visit to British Library, Nehru Planetarium, Gandhi Museum, Doll Museum and other places. Help them in acquiring knowledge about the place.
- Purchase story books like Amar Chitra Katha, Tinkle, Panchatantra Tales to enhance reading skills in them. Developing habit of good reading can be cultivated during the vacations itself.
- Let your child indulge in activities that increases his learning, reading, creating and understanding abilities.

- Let them feed the birds in the morning.
- Converse in English with your child.
- The Holiday Homework given to your child is a part of his Internal Assessment.
- Encourage the child to read newspaper & share his perspective issues with you.

### ACTIVITY TIME

#### World Environment Day (5th June)

- Every year World Environment Day is celebrated on 5 th June to spread awareness, to encourage people to take action and to protect the environment.
- Let's germinate seeds in a small pot, water them daily and observe them grow into a plant. ☐
- Label the pot and bring it to school after vacations.
- This activity as a part of Azadi Amrut Mahotsav.



#### World Yoga DAY (21st June)

- Do different yoga asans under the supervision of your parents on the occasion of World Yoga Day.

#### Father's Day ( 21st June)

Make your father feel special.....



- Make a beautiful craft item and gift it to your father. (for craft ,take help from the given link)

<https://youtu.be/JRQ-oCfQ8ZA>

<https://youtu.be/vRNF1MWHFBQ>





**REMAL PUBLIC SCHOOL**  
**BLOCK A-2, SECTOR-3, ROHINI,**  
**DELHI-110085**

**PORTFOLIO - COVER PAGE**

Name: \_\_\_\_\_

Class & Sec: \_\_\_\_\_

Roll No.: \_\_\_\_\_

Adm. No.: \_\_\_\_\_

Session: \_\_\_\_\_

Name of the Class Teacher:

-----

A passport  
size  
photograph

# AUTOBIOGRAPHICAL SKETCH

My Goals: \_\_\_\_\_

---

---

---

---

My Strengths: \_\_\_\_\_

---

---

My Interests and Hobbies: \_\_\_\_\_

---

---

---

My Areas of Improvement: \_\_\_\_\_

---

---

---

## LEARNING BEYOND CLASSROOMS

### SEWA ACTIVITIES/ COMMUNITY SERVICE

| Event/ Activity | Date | Role | Learning Opportunity |
|-----------------|------|------|----------------------|
|                 |      |      |                      |

How did this program help you to evolve as a better person?

---

---

---

---

### HPE ACTIVITIES

What skills did you acquire through these activities?

---

---

---

---

Why are these important for the students?

---

---

---

## AWARDS/ACHIEVEMENTS

### I. ACADEMIC ACHIEVEMENTS

| YEAR | SCHOLAR BADGE | BENCH MARKS | GOOD READER | SCHOLARSHIP |
|------|---------------|-------------|-------------|-------------|
|      |               |             |             |             |

### II. CO-CURRICULAR / CULTURAL ACTIVITIES

#### Interschool / Interhouse

| S. No. | Event | Organizing Institute | Participation Level / Achievement |
|--------|-------|----------------------|-----------------------------------|
|        |       |                      |                                   |

### III. SPORTS ACTIVITIES

#### Interschool / Interhouse

| S. No. | Event | Organizing Institute | Participation Level / Achievement |
|--------|-------|----------------------|-----------------------------------|
|        |       |                      |                                   |

## REFLECTION/ SELF ASSESSMENT

Criteria for selecting assignments for the portfolio.

---

---

---

My best piece of work in the portfolio. (Give a reason)

---

---

---

Learning opportunities while creating the portfolio.

---

---

---

WOW moments while creating the portfolio.

---

---

---

---

Things I could do to enhance the quality of my portfolio.

---

---

---

## ASSESSMENT SHEET WITH CRITERIA

| S. No. | Assessment Criteria      | Self | Peer1 | Peer2 | Teacher |
|--------|--------------------------|------|-------|-------|---------|
| 1.     | Content<br>(2 marks)     |      |       |       |         |
| 2.     | Creativity<br>(1 mark)   |      |       |       |         |
| 3.     | Organization<br>(1 mark) |      |       |       |         |
| 4.     | Neatness<br>(1 mark)     |      |       |       |         |
| 5.     | Total<br>(5 marks)       |      |       |       |         |

Peer1 Signature: \_\_\_\_\_

Peer1 Name: \_\_\_\_\_

Peer2 Signature: \_\_\_\_\_

Peer2 Name: \_\_\_\_\_

Parent's Signature: \_\_\_\_\_

Parent's Name: \_\_\_\_\_


Teacher's Signature: \_\_\_\_\_

Teacher's Name: \_\_\_\_\_

# Azadi Ka Amrit Mahotsav is an initiative of the Central Government of India to commemorate 75 years of India's Independence.

## ENGLISH

1. Write a bio-sketch of a famous personality associated with Indian Freedom Struggle. (100 words on A4 size sheet)



2. Read and listen to any one story given below and choose any one of your favorite character from that and try to enact with your friend/parent and record a video for the same.

<https://www.youtube.com/watch?v=-JryyTDC2rU>

<https://www.youtube.com/watch?v=-JryyTDC2rU>

<https://m.youtube.com/watch?v=DaNkoB4G9Hk>



3. Mark two new words daily in the newspaper and find out their meaning also. Make flash card of any 5 words and write down the meaning on the back side of the card.

# SCIENCE

1. It is well said that ' War is a science of destruction'.

We owe a lot to our freedom fighters due to whom we have become proud citizens of independent India. During their struggles, many instances have come where science was used as a weapon in their struggle of freedom.

Students are required to watch The legend of Bhagat Singh and find the role of science in their struggle.

Now, on an A4 sized sheet write name of the movie, you have watched as title of sheet and describe such scene(s) in your own words.

Also, on same sheet, answer the given question:

\*What is your opinion about the use of science in the movie? Whether it was the need of hour or was it just used as a tool of destruction? \*

2. Enlist 5 Indians who were 'Real Life Captain Planets' for our environment.  
(Write down about their achievements (5 points) and their pictures also on a yellow color A4 size sheet)



3. Create a planter with any old can or plastic bottles and decorate with any recycled materials. Some of the examples are given below:



Grow any medicinal plant (basil, coriander, mint etc.) in a pot and click a picture with it.

Feed the birds and keep a water pot for them.

## Social Science

1. Let us try to understand what we say that historical and geographical factors the diversity of a region. We can do this by reading about life in two different parts of the country like Kerala and Ladakh. Now do this by exercise.
2. Make 10 wall stickers (from chart paper or colored sheets) and write slogans related to Indian freedom struggle on them. For example-Do or die, Jai Hind
3. Draw a sketch of your favorite freedom fighter.

## Maths

Take light blue color sheets of A4/A3 size for mathematics work. Make it beautiful by designing 1 cm border using color tape, cut outs, colors etc.

1. FIND THE CURRENCY OF FOLLOWING COUNTRIES AND CONVERT IT INTO RUPEES.

1) DUBAI. 2) CANADA. 3) AMERICA. 4) LONDON 5) AMERICA 6) RUSSIA

2. Make 5 fish with the help of cardboard or any hard paper using mathematical shapes and color them.
3. Make all types of angles with the help of match sticks. Paste them on 4.
4. Complete the multiplication chart [Draw on sheet beautifully]

|    |   |   |   |    |   |    |    |    |    |    |    |
|----|---|---|---|----|---|----|----|----|----|----|----|
| 1  | 2 | 3 | 4 | 5  | 6 | 7  | 8  | 9  | 10 | 11 | 12 |
| 2  | 4 |   |   |    |   |    |    |    |    |    | 24 |
| 3  | 6 |   |   | 15 |   |    |    |    |    |    |    |
| 4  |   |   |   |    |   | 28 |    |    |    |    |    |
| 5  |   |   |   |    |   |    |    |    |    |    |    |
| 6  |   |   |   |    |   |    |    |    | 60 |    |    |
| 7  |   |   |   |    |   |    | 56 |    |    |    |    |
| 8  |   |   |   |    |   |    |    | 72 |    |    |    |
| 9  |   |   |   |    |   |    |    |    |    | 99 |    |
| 10 |   |   |   |    |   |    |    |    |    |    |    |

**Learn tables till 20 to make calculation fast and perfect.**

5. Activity: Measure the length and breadth of the notes given below in the measure.

- Find the difference between your actual measure and the estimate of the note.
- Find the area and perimeter of each note

| Size of         | Your guess in cm |                | Your measure in cm |                | Difference    |                | Area | Perimeter |
|-----------------|------------------|----------------|--------------------|----------------|---------------|----------------|------|-----------|
|                 | <i>length</i>    | <i>breadth</i> | <i>length</i>      | <i>breadth</i> | <i>length</i> | <i>breadth</i> |      |           |
| 10 Rupee note   | /                |                |                    |                |               |                |      |           |
| 50 Rupee note   |                  |                |                    |                |               |                |      |           |
| 100 Rupee note  |                  |                |                    |                |               |                |      |           |
| 200 Rupee note  |                  |                |                    |                |               |                |      |           |
| 500 Rupee note  |                  |                |                    |                |               |                |      |           |
| 2000 Rupee note |                  |                |                    |                |               |                |      |           |

6. Revise chapter-1 - Numbers, chapter 2 Operations on numbers, chapter -3 Factors and Multiples thoroughly.

## हिन्दी

1. अपने ग्रीष्मावकाश अनुभवों पर एक पत्र अपनी अध्यापिका को लिखें और नजदीकी पोस्ट करें पता

श्रीमति सुनीला सेठी  
हिंदी अध्यापिका  
रेमल पब्लिक स्कूल  
पाकेट ए-2 ,सेक्टर-3  
रोहिणी, दिल्ली  
पिन कोड 110085

2. सभी स्वतंत्रता सेनानी के बलिदान और त्याग को बयान करते हुए 15 अगस्त के प्रार्थनासभा के लिए भाषण तैयार करें।
3. अपने घर में रसोई में स्वच्छता अभियान में परिवार के सभी सदस्यों के साथ सहयोग करते हुए चित्र(फोटो) और अपनी माता जीके हस्ताक्षर सहित विवरण लिखें।

## Computer

1. Make a PowerPoint presentation on the title “Atmanirbhar Bharat”

## Art and Craft

1. Make a beautiful paper Tricolor Badge.
2. Do page no.28, 29 in your drawing file.



## **MUSIC**

1. Write Raag Bhairav aroh avroh, singing time, jati and search one song compose in Bhupali Bhairav. (Only Patriotic song)
2. Make a chart for one instrument (santoor) and brief.

## **DANCE**

1. Write down about the folk dance of given states with their pictures.

Note: On A4 size sheet.

- Andhra Pradesh
- Arunachal Pradesh
- Assam
- Bihar

2. Practice the steps given by the dance teacher in the video.

Song - Ekdantaya vakaratundaya

<https://youtu.be/ym4o5F8ncY0>